



# 392<sup>nd</sup> Thornhill Muslim Scouts Group

## Parent/Participant Handbook

*V2.1 dated September 22, 2022*



# 392nd Thornhill Muslim Scouts Parent/Participant Handbook

Salaam alaykum and welcome to the 392<sup>nd</sup> Thornhill Muslim Scouts.

Below you will find a collection of valuable information, which will help you in understanding the next steps after registration of yourself or your youth(s) with the 392<sup>nd</sup> Thornhill Muslim Scouts.

## 1. Registration

Registration is all completed online via the [Scouts Canada \(scouts.ca\)](https://scouts.ca) website.

If you have any issues or require assistance with the registration process, please contact the Group Administrator at [392scouts@gmail.com](mailto:392scouts@gmail.com) and we will do our best to assist you.

If you're having account issues or need troubleshooting with the website, please submit a ticket via the [Scouts Canada Online Support Centre](#).

## 2. Weekly Meetings

Our weekly Group Meeting (all 4 sections) takes place at the **Rosedale Heights Public School on Friday evenings, from 7:30PM – 9:00PM.**

Rosedale Heights Public School is located at [300 Rosedale Heights Dr, Thornhill, ON](#)

Important Notes:

1. Drop off is between 7:20PM - 7:30PM (doors will be closed by 7:35PM) and pick up at 9:00PM sharp.
2. DO NOT drop off your children at the curb or by the door of the location. You have to go inside the school with your children and make sure that there are at least two Scouters present. If only one Scouter is present, you have to stay until another Scouter shows up (Scouts Canada policy).





# 392nd Thornhill Muslim Scouts Parent/Participant Handbook

3. If only one Scouter is present, the parent/guardian has to stay until another Scouter shows up (Scouts Canada 2-Scouter policy).
4. Please pick up your children promptly so as to respect the volunteers time. We will not let your children leave the building unless we see you or someone designated to pick them up.
5. Most weekly section meetings will occur at the location listed above. When meetings and events are held at other locations, we will inform you via the various announcement mediums.
6. Certain weeks may have special instructions for your youth(s) section, this will be included in the email sent to you each week.
7. Parents are responsible for transporting and/or arranging for transport of their youth to and from Scouting activities (unless otherwise arranged by the Group for certain events).
8. A pair of non-marking indoor shoes is required. Youth must change to their indoor shoes during wet or snowy days and leave their boots outside the door of the hall/gym.
9. Mask use is no longer mandatory, but still recommended – [Stay informed with the latest Scouts Canada updates](#)

### 3. Uniform Requirements

Youth and Leaders are all required to be in uniform for weekly meetings and other formal events (e.g. opening at camp).

**This includes the Scouts Canada prescribed shirts (<http://wiki.scouts.ca/en/Uniform>) and a full Islamic dress code for both the boys and girls who are Baligh - please speak with your Section Leaders if you have any questions or concerns.**

Details on what is required versus optional for each section can be found in the table below. You can purchase the uniform via the Scouts Shop online at [www.scoutshop.ca](http://www.scoutshop.ca).

The Group will provide a neck scarf (“necker”), a woggle, and all the badges required on the uniform. Please note that any lost items will need to be replaced for a cost. Placement of badges on uniform can be found further below in this document.

Section	Required Uniform	Not required (optional)
Everyone	<ul style="list-style-type: none"> <li>● Group provided necker &amp; woggle</li> </ul>	
Beaver Scouts	<ul style="list-style-type: none"> <li>● Beaver Vest</li> </ul>	<ul style="list-style-type: none"> <li>● Beaver Scout T-shirt</li> <li>● Beaver Hat</li> </ul>
Cub	<ul style="list-style-type: none"> <li>● Cub long sleeve grey shirt</li> </ul>	<ul style="list-style-type: none"> <li>● Cub grey Tech T-shirt</li> </ul>



# 392nd Thornhill Muslim Scouts Parent/Participant Handbook

<b>Scouts</b>	<ul style="list-style-type: none"> <li>• Navy blue or black pants</li> </ul>	<ul style="list-style-type: none"> <li>• Cub grey ball cap</li> </ul>
<b>Troop Scouts</b>	<ul style="list-style-type: none"> <li>• Scouts long sleeve green shirt (tucked in for boys only with a belt)</li> <li>• Khaki or navy-blue pants</li> </ul>	<ul style="list-style-type: none"> <li>• Scouts green Tech T-shirt</li> <li>• Scouts green ball cap</li> <li>• Scouts blue belt</li> </ul>
<b>Venturers</b>	<ul style="list-style-type: none"> <li>• Venturer long sleeve navy blue shirt (tucked in for boys only with a belt)</li> <li>• Khaki or black pants</li> </ul>	<ul style="list-style-type: none"> <li>• Venturers navy blue Tech T-shirt</li> <li>• Scouts Canada brown belt</li> </ul>

## 4. Scouters (Leaders) Contact

Position	Name	Email	Phone
Group Commissioner	<b>Samil Chagpar</b>	<a href="mailto:chagpar.392scouts@gmail.com">chagpar.392scouts@gmail.com</a>	(647) 229-9848
Group Administrator	<b>Irfanali Gulamhusein</b>	<a href="mailto:392scouts@gmail.com">392scouts@gmail.com</a>	
Group Fundraiser	<b>Mazahir Somji</b>	<a href="mailto:msomji@ecgold.net">msomji@ecgold.net</a>	
Webmaster/IT Support	<b>Irfanali Gulamhusein</b>	<a href="mailto:392scouts@gmail.com">392scouts@gmail.com</a>	(416) 268-6329
Colony Contact Scouter (Beavers 5 – 7)	<b>Sabira Nanji (Hawkeye)</b>	<a href="mailto:sabira.nanji@rogers.com">sabira.nanji@rogers.com</a>	(416) 558-9742
Pack Contact Scouter(s) (Cubs 8 – 10)	<b>Samil Chagpar</b>	<a href="mailto:chagpar.392scouts@gmail.com">chagpar.392scouts@gmail.com</a>	(647) 229-9848
Troop Contact Scouter (Scouts 11 – 14)	<b>Irfanali Gulamhusein</b>	<a href="mailto:Irfanali.Gulamhusein@gmail.com">Irfanali.Gulamhusein@gmail.com</a>	(416) 268-6329
Company Contact Scouter (Venturer 15 - 17)	<b>Rebecca Zaidi</b>	<a href="mailto:rzaidi@bluemango.ca">rzaidi@bluemango.ca</a>	(416) 824-9156

## 5. Camping Gear & Packing List

In the pages that follow you will find a packing list of items, as well as a brief guide to help you with making decisions regarding certain equipment (clothing type, sleeping bags, recommended stores, etc.).

Additionally, you will find a camp packing list that will come in handy when preparing to attend a weekend camp.



## 392nd Thornhill Muslim Scouts Parent/Participant Handbook

### 6. Scouts Tracker

Scouts Tracker is a website and mobile application that will help you to sign up to any scheduled events, as well as to track the various badges and achievements for your youth(s). We recommend that Beaver & Cub Scouts review the website with parental guidance, and Scouts should be encouraged to track and sign up for events via the site independently.

You will receive an email confirming your registration to the website and the link provided below will take you directly to the Group calendar of events, which you can reference at any time, without having to log in, for details of specific upcoming and past events.

#### [Scouts Tracker Group Home Page](#)

[Scouts Tracker – Beaver Colony](#)

[Scouts Tracker – Cub Pack](#)

[Scouts Tracker – Troop Scouts](#)

[Scouts Tracker – Venturer Scouts](#)

### 7. Joining as a Leader or Parent Committee

The Group functions with the support of volunteer Scouters, we are always looking for support either with front end program support, or background support (IT, Photography, Facebook, Media Management, Badge Sewing, Registration, Program & Event Support, etc.). If you're interested in registering as a Scouter (Leader), or on the parent committee, please contact us at [392scouts@gmail.com](mailto:392scouts@gmail.com) for more information.

### 8. Communication & Media

In order to ensure all Parents, Youths and Members of the 392<sup>nd</sup> Group receive timely information, you will be added to an email list for our weekly newsletter, as well as an announcement **WhatsApp** group. In addition, we have a **website**, a **Facebook** Page, **Instagram**, and a **YouTube** channel, where you can find media and information about the Group.

We encourage you to follow us there and react to our posts, as it helps with spreading the information about our group and recruiting potential Youth & Scouters.

- Website: [www.392scouts.com](http://www.392scouts.com)
- WhatsApp Announcements Group: **Contact Scouter Irfan or Samil to be added to Group**



## 392nd Thornhill Muslim Scouts Parent/Participant Handbook

- Facebook Page: <https://www.facebook.com/392Scouts/>
- Instagram: <https://www.instagram.com/392scouts/>
- YouTube: <https://www.youtube.com/channel/UCo69BRIwRjSZU1IEM4NqHkQ>

### 9. Donations & Sponsors

The Group functions on donations and fundraising in order to provide the program to the Scouting Youth. **If you are interested in supporting the Group on either a one-time or regular basis, with equipment, materials, food for events, or monetary donations,** please contact the Group Fundraiser, Mazahir Somji at [msomji@ecgold.net](mailto:msomji@ecgold.net)

As we are an official Scout Group under Scouts Canada (a registered charity) we are able to provide tax receipts for your donations.

If you would like to make a donation directly to the group and receive a tax receipt, please complete the “[Designated Donation](#)” form found on the [www.Scouts.ca](http://www.Scouts.ca) website.

You can find out more information about how to donate via our [website's donation page](#).



# 392nd Thornhill Muslim Scouts Parent/Participant Handbook



## 392nd Thornhill Muslim Scouts Fall & Winter Camping Gear & Safety Reference

### Clothing – 3 Essential Layers

Layer	Purpose	Typical Materials
Base (inner) Layer	Moisture Management, Keep Dry	Merino Wool, Polyester, Silk
Mid Layer	Insulation, Retain Heat, Trapping Air	Merino Wool, Goose Down, Polyester Fleece
Shell (outer) Layer	Weather Protection, Waterproof & Breathable	Gore-tex, eVent

### Sleeping Bag Styles & Materials

Bag Style	Pros	Cons
Rectangular	More room for comfort Easy to toss and turn More feet room	Inefficient heat distribution Bigger in size overall
Mummy	Efficient and quick heat distribution (warmer) Smaller in size	Less room for feet Difficult to toss and turn Less roomy than Square type

Material	Performance (Heat up time)	Size	Performance (when wet)	Price
Down	Quickest	Smallest	Worst	Expensive
Prima loft	Quick	Medium	Best	In Between
Synthetic	Normal	Large	Best	Cheapest

#### Winter Safety Tips

- ✓ Wear in layers
- ✓ Keep Dry
- ✓ Consume high calories food
- ✓ Double sleeping bag systems
- ✓ Clothing - tuck in, zip up, hats or toque to prevent heat loss

**ABSOLUTELY NO JEANS**

**AVOID 100% COTTON CLOTHING**

**NO METAL OR DISPOSABLE UTENSILS**

### Outdoor Gear Stores

1. **Mountain Warehouse** at Vaughn Mills Shopping Mall – cheap gear and online store
2. **Bass Pro Shop** at Vaughn Mills Shopping Mall – moderate price/good sales
3. **Canadian Tire** at various locations – moderate price/check product reviews
4. **Mountain Equipment Co-Op (MEC)** at various locations – higher price better quality brands
5. **SAIL** at various locations – don't go here unless you own a bank



# 392nd Thornhill Muslim Scouts Parent/Participant Handbook



## 392<sup>nd</sup> Thornhill Muslim Scouts Fall & Winter Camping Equipment Checklist

<p><b>Personal Gear</b></p> <ul style="list-style-type: none"> <li><input type="checkbox"/> Backpack</li> <li><input type="checkbox"/> Drybag (recommended)</li> <li><input type="checkbox"/> Sleeping Bag (rating of 0° to -30°)             <ul style="list-style-type: none"> <li>o Troop Scouts should have either two bags with a rating of 0° or 1 bag if rated for up to -30°</li> </ul> </li> <li><input type="checkbox"/> Sleeping Pad (required for sleeping in tents)</li> <li><input type="checkbox"/> Headlamp (+ extra batteries)</li> <li><input type="checkbox"/> Reusable Water Bottle (plastic)</li> <li><input type="checkbox"/> Personal Utensil Set (plastic – including fork/spoon/knife/cup/bowl/plate)</li> <li><input type="checkbox"/> Personal Medication</li> <li><input type="checkbox"/> Matches/Flint &amp; Steel (optional for Cubs)</li> <li><input type="checkbox"/> First Aid Kit (optional for Cubs/Beavers)</li> <li><input type="checkbox"/> Inflatable Travel Pillow (optional)</li> <li><input type="checkbox"/> Flashlight (optional)</li> </ul>	<p><b>Clothing</b></p> <ul style="list-style-type: none"> <li><input type="checkbox"/> Waterproof Bag for Clothing</li> <li><input type="checkbox"/> Full Scout Uniform (for opening/closing only)</li> <li><input type="checkbox"/> ____ x Underwear / Undergarments</li> <li><input type="checkbox"/> ____ x Thermals / Long Johns</li> <li><input type="checkbox"/> ____ x Socks (<u>minimum of 3 pairs</u>)</li> <li><input type="checkbox"/> ____ x Shirts (bring an extra one)</li> <li><input type="checkbox"/> ____ x Pants (bring an extra one)</li> <li><input type="checkbox"/> Winter Hat</li> <li><input type="checkbox"/> Sweater (Fleece)</li> <li><input type="checkbox"/> Fall / Winter Jacket with Hood</li> <li><input type="checkbox"/> Fall / Winter Gloves</li> <li><input type="checkbox"/> Sunglasses (recommended)</li> <li><input type="checkbox"/> Hiking Boots (Winter Boots acceptable for Cubs and Beavers)</li> <li><input type="checkbox"/> Indoor Shoes / Sandals</li> </ul>
<p><b>Personal Hygiene</b></p> <ul style="list-style-type: none"> <li><input type="checkbox"/> Personal Hand Sanitizer (mandatory)</li> <li><input type="checkbox"/> Mask(s)</li> <li><input type="checkbox"/> Toothbrush</li> <li><input type="checkbox"/> Toothpaste</li> <li><input type="checkbox"/> Soap (biodegradable if possible)</li> <li><input type="checkbox"/> Face Towel</li> <li><input type="checkbox"/> Lip Balm</li> <li><input type="checkbox"/> Comb (optional)</li> <li><input type="checkbox"/> Other:</li> </ul>	<p><b>Additional / Miscellaneous Items</b></p> <ul style="list-style-type: none"> <li><input type="checkbox"/> Mohr / Turba</li> <li><input type="checkbox"/> Musala (prayer mat)</li> <li><input type="checkbox"/> Knife</li> <li><input type="checkbox"/> Spare Batteries for headlight/flashlight</li> <li><input type="checkbox"/> Garbage Bag (recommended)</li> <li><input type="checkbox"/> Ziplock Bags (optional)</li> <li><input type="checkbox"/> Rope (optional)</li> <li><input type="checkbox"/> Camera (optional)</li> <li><input type="checkbox"/> Compass (optional)</li> <li><input type="checkbox"/> Whistle (recommended)</li> <li><input type="checkbox"/> Emergency Blanket (recommended)</li> <li><input type="checkbox"/> Notebook / Pen / Pencil (optional)</li> <li><input type="checkbox"/> Entertainment (book, halal card games, etc. - Optional)</li> <li><input type="checkbox"/> Campfire Blanket (Optional)</li> <li><input type="checkbox"/> Poncho (Optional)</li> <li><input type="checkbox"/> Other:</li> </ul>



*Ensure you adjust gear based on season and weather conditions (winter jacket vs. rain jacket)*

**NOTE: No electronic phone/gaming device is allowed during camp unless it's an emergency!**

Document updated on May 19, 2022





**392nd Thornhill Muslim Scouts**  
**Parent/Participant Handbook**

# Uniform Insignia Placement

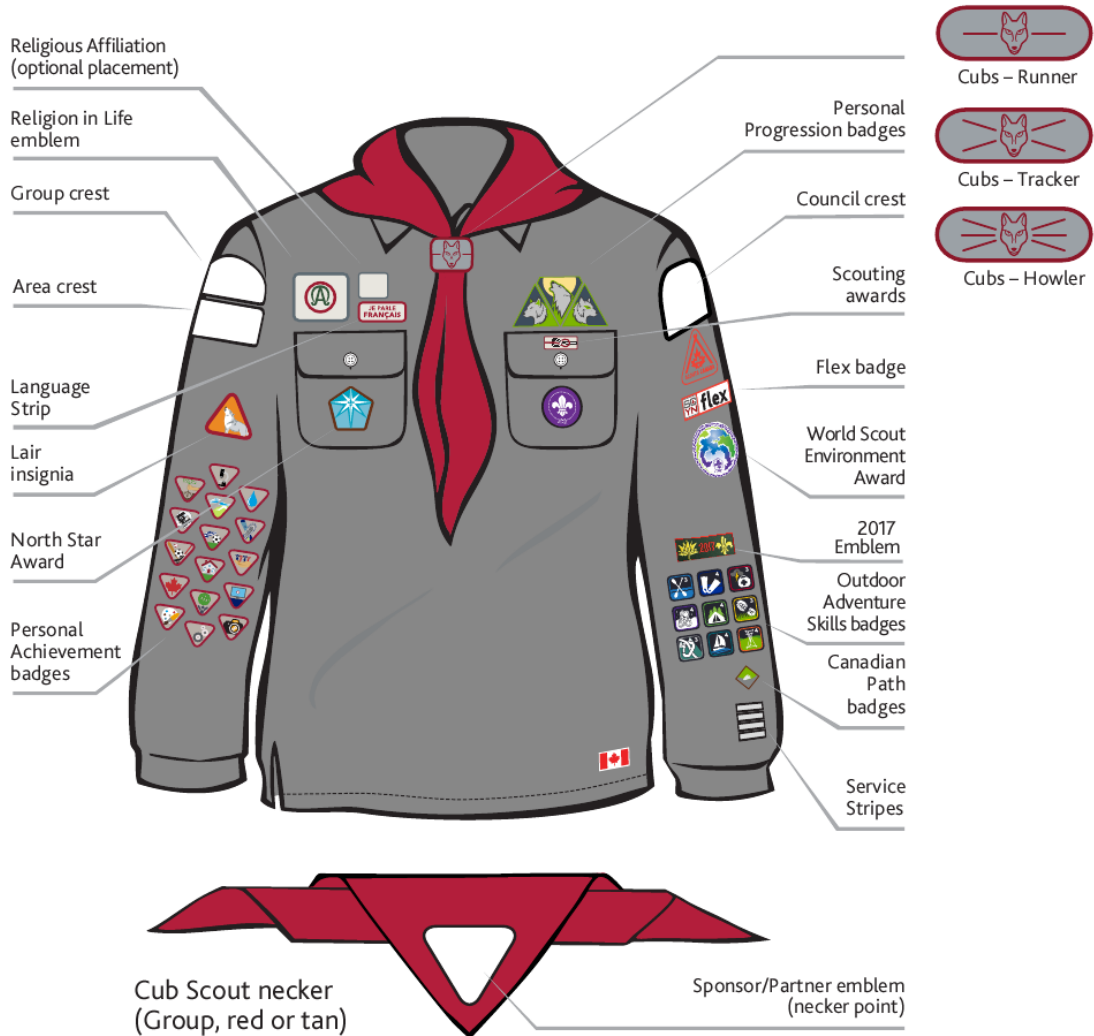
## Beaver Scout





# 392nd Thornhill Muslim Scouts Parent/Participant Handbook

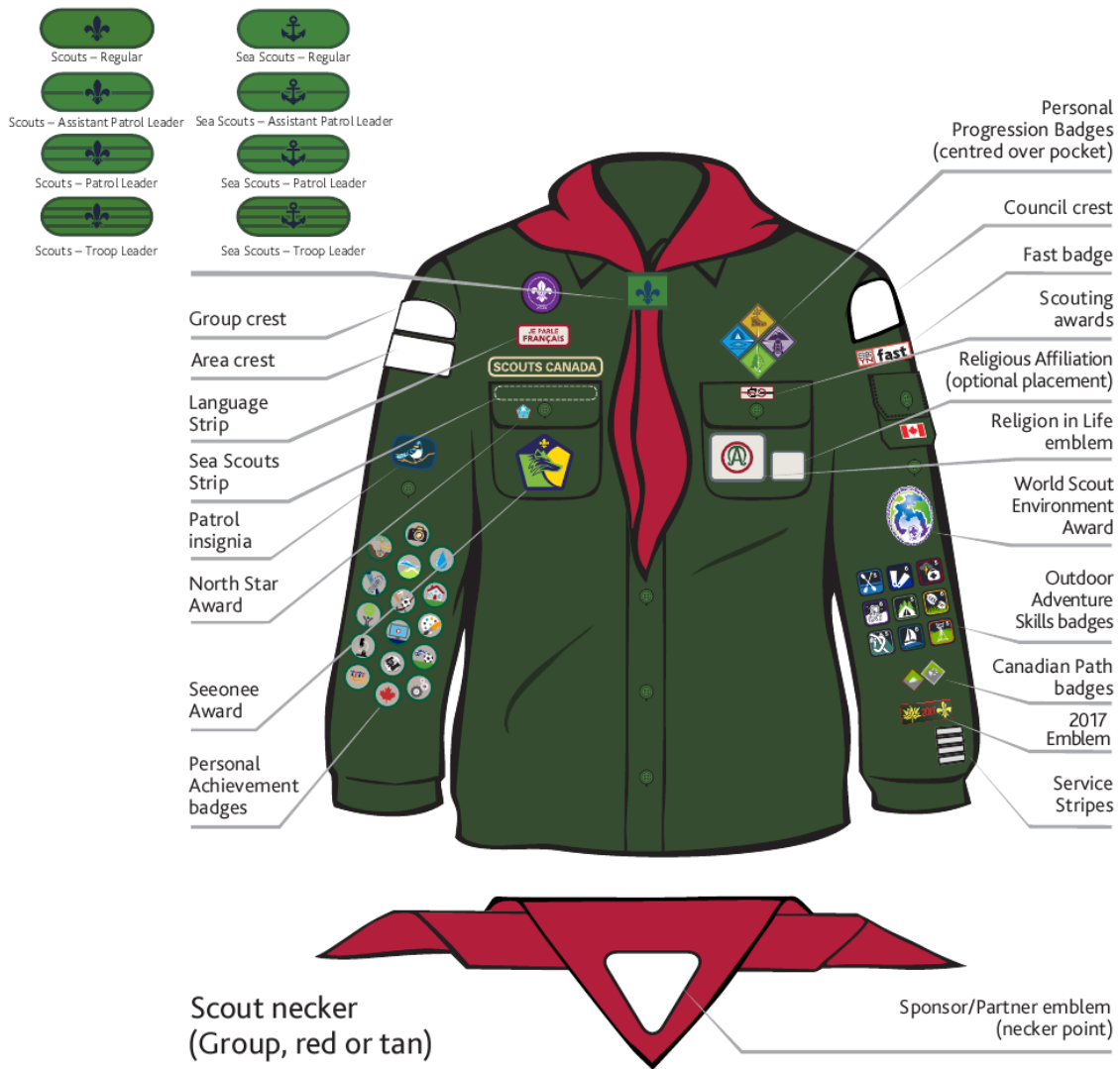
## Uniform Insignia Placement Cub Scout





# 392nd Thornhill Muslim Scouts Parent/Participant Handbook


## Uniform Insignia Placement Scout





# 392nd Thornhill Muslim Scouts Parent/Participant Handbook

## Uniform Insignia Placement Venturer Scout





# 392nd Thornhill Muslim Scouts Parent/Participant Handbook

## Uniform Insignia Placement Scouter

